




British Manufacturer

Showering & Bathing Solutions



Shower Trolley and Stretcher Ranges



Shower Trolley, Stretcher & Bench Range

Showering solutions for home, leisure and caring environments

The Chiltern Invadex range of shower trolleys and stretchers offer a safe and hygienic showering solution for those who require bathing in the supine or prone position with the aid of a carer.

Shower Stretcher Range

The standard range comprises three wall mounted stretchers which have been carefully designed for use over a bath or in a wet room area.

The intuitive fold up design allows stretchers to fold neatly against the wall when not in use providing full access to the bath as required.




The range has been developed and tested in accordance with international standards to provide confidence in a safe and robust product.

The TRT11 and TRT12 provide a secure and comfortable reinforced uPVC showering platform with drainage holes to allow water to run away quickly. Whilst the TRT13 provides a padded liner with drainage pipe and the added security of a fold down cot side.


Used in conjunction with a ceiling mounted hoist, a shower stretcher provides a cost effective solution to patient bathing whilst reducing the risks associated with manual handling.

Providing a sturdy base, the shower stretcher range can be used for bathing, drying and dressing.

In addition to the standard range, bespoke stretchers can be manufactured at our Oxfordshire facility to suit users with specific needs. This includes alterations to height, width, length and the addition of cot sides (TRT11 and TRT12).



TRT11 provides a safe showering platform



TRT12 includes a height adjustable backrest (Right hand shown)



TRT13 padded liner with the benefit of cot sides

Shower Trolley Range

The Chiltern Invadex range of shower trolleys comprises four heavy duty models, one static height and three height adjustable, each has been carefully designed and tested to meet the safety requirements of BS EN 12182.

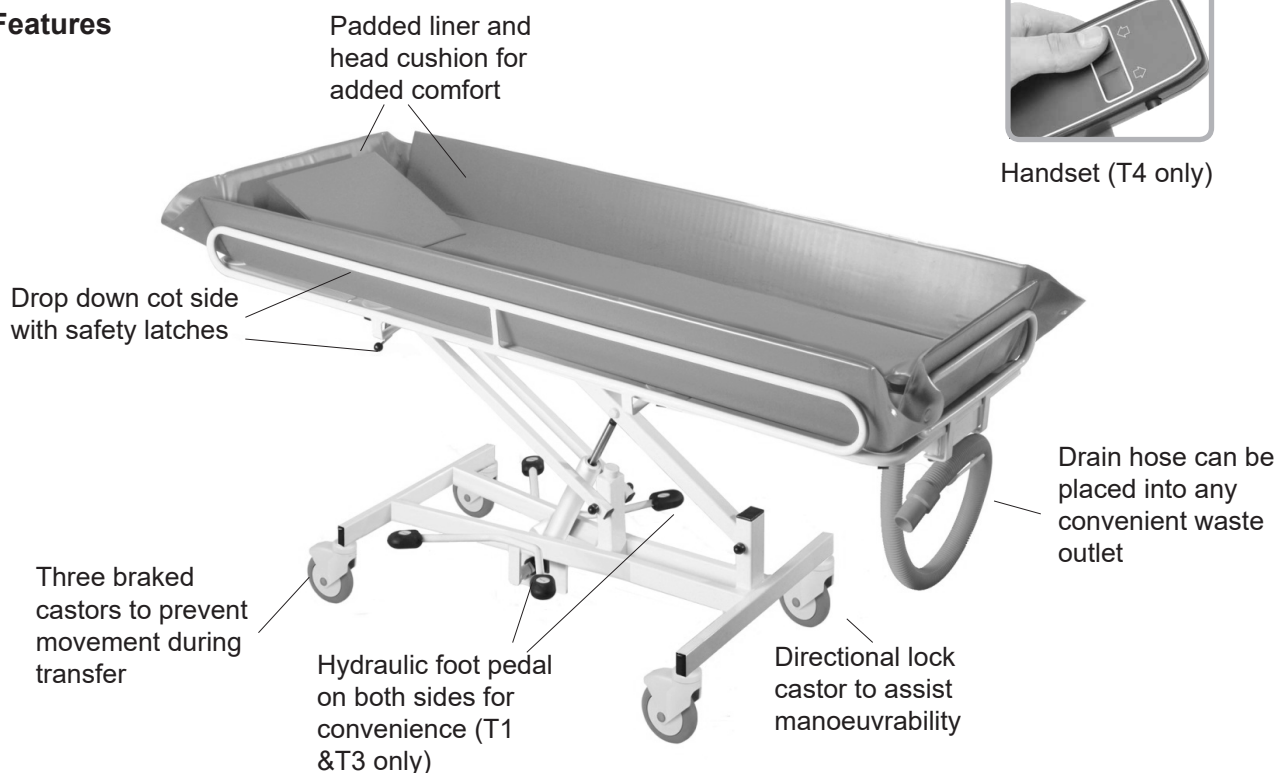
Trolleys provide a secure and robust base for showering able to withstand loads of upto 30st (190kg).

Each model benefits from a comfortable padded liner with head cushion and has been designed with the safety of both user and carer in mind.

Drop down side rails have been incorporated onto both sides to aid transfers and provide extra security where involuntary movement may be an issue.

T1, T3 and T4 models are height adjustable and can be set at a height convenient for the carer to reduce the risk of manual handling injury through stretching or leaning.

Trolley Features



T1 and T3 height adjustment is controlled using a hydraulic foot pedal. The T4 is operated using a water tight electric actuator controlled via a handset.

Hydraulic trolleys are available in two standard length options. The T1 is designed for adult use while the T3 is designed for use by children and smaller adults upto 4ft.

Bespoke trolleys and accessories can be produced to suit specific user needs including alterations to length, width, height and cot sides.

New In addition to standard grey, liners are now available in 20 colour options as a special order, please contact customer services for a colour chart and costings on 01869 365500 Opt 1.

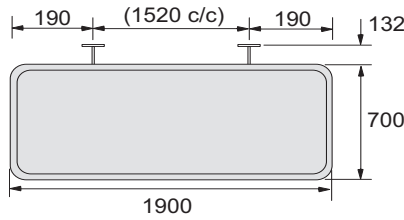


Shower Stretchers
T11 & T12 (SWL 130kg 20st 286lb)
T13 (SWL 190kg 30st 418lb)

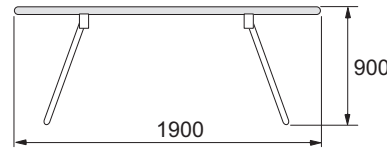
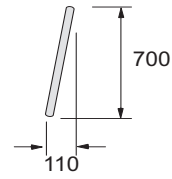
Chiltern Invadex (UK) Limited
 Unit 6C Thorpe Drive
 Banbury
 Oxfordshire
 OX16 4UZ

E-mail: sales@chilterninvadex.co.uk
 Web: www.chilterninvadex.co.uk

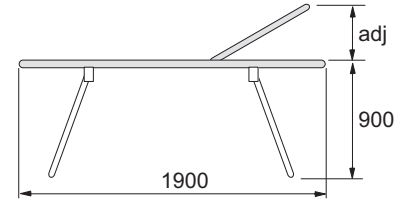
Tel: 01869 365500
 Fax: 01869 365588



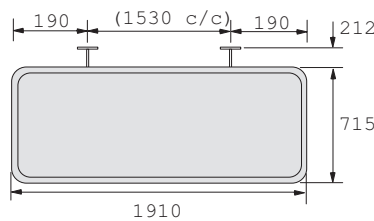
T11 & T12



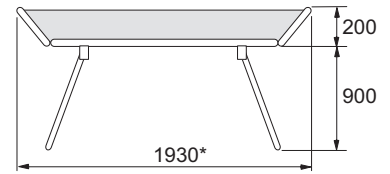
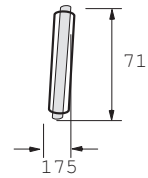
T11



T12



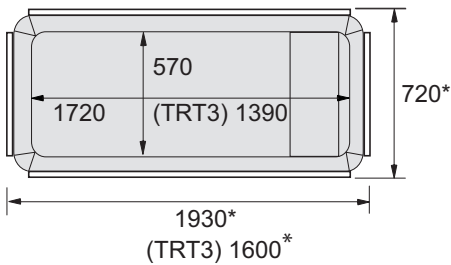
T13



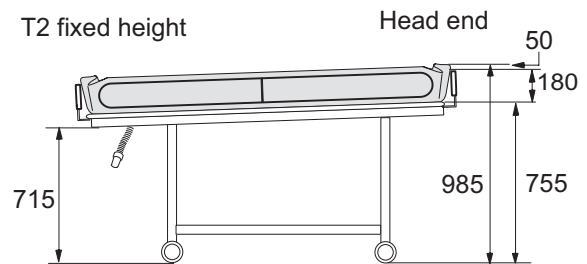
T13

Shower Trolleys (SWL 190kg 30st 418lb)

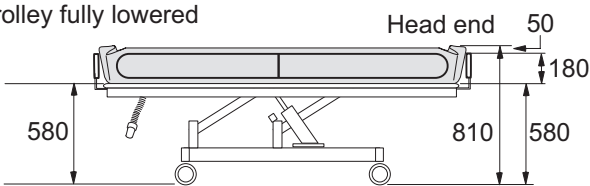
Trolley top



T2 fixed height

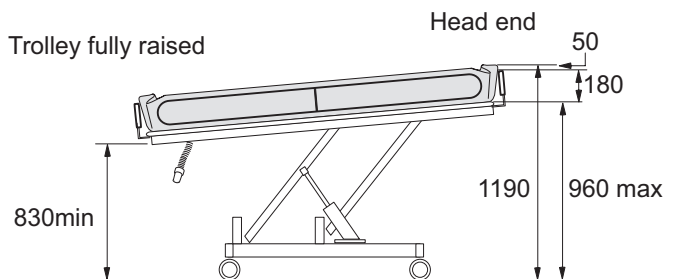


Trolley fully lowered



Height adjustable models only (T1, T3 & T4)

Trolley fully raised



Dimensions indicated * are overall dimensions from the outside of the cot sides

Installation

Chiltern Invadex are able to offer a shower stretcher installation service if required. Please contact our service department for a quotation on 01869 365500 Opt 3.

